

2022



SCHOOL FURNITURE CATALOGUE

Creating student-centred spaces that meet the needs
of every learner.

www.cdspaces.ca



TABLE OF CONTENTS

CDI SPACES INTRODUCTION

Empower K-12 Students	1
Discover - Design - Deliver	2
Student-Centred Classroom	3

CLASSROOM FURNITURE

Stacking Chairs	5
Cantilever Chairs	7
Choose To Move	8
Rocking Chairs	9
Floor Rockers	10
120 Series Stools	11
Task Chairs	12
Lab Stools	13
Civitas Stools	14
Movement	15
Student Desks	17
Stand Up Desks	21
Activity Tables	23
Early Learning Products	27
Mobile Bench Tables	29
Fliptop Technology Tables	30
Fliptop Tables	31
Teacher Desks	32
Teacher Chairs	34

ADMIN FURNITURE

Office Layouts	35
Reception Layouts	37
Conference Layouts	39
Staff Room Layouts	41
Side Chairs	43
Task Chairs	44

COMMON SPACES

Learning Commons	45
Flex Spaces	47
Soft Seating	49

SPECIALTY ROOMS

Science Room	53
Sensory Room	54
Makerspace Room	55
Music Room	57
Foods Room	58

Folding Chairs & Tables	59
-------------------------	----

SAFETY IN SCHOOL	61
------------------	----

VIRCO ANSI / BIFMA X6.1	62
-------------------------	----

EMPOWER K-12 STUDENTS

Engaging learning environments with furniture built to last

CDI Spaces is a furniture solutions company that has been furnishing learning environments for K-12 schools for over 35 years.

Our Services



Design
Specification



Student-Centred
Classroom



Project
Management



Furniture
Delivery



Furniture Installation
and Repair



Furniture
Warehouse

"Getting our furniture to us on time was nothing short of a miracle given how much time the CDI team was given to work with. I was impressed from start to finish with every step of the process. Thank you!!"

- Ecole Broxton Park School

DISCOVER - DESIGN - DELIVER

CDI Spaces design process

Our team is united by a single purpose: **Create solutions through positive interactions.**

When you work with us, we are there from start to finish. Our team of specialized education consultants offer a unified solution that takes you from design to installation with **one point of contact** for all your questions and project management needs.



STEP 1: DISCOVER

Our classroom design consultants help you reimagine your learning space by listening to your needs and observing the way you use your current space.



STEP 2: DESIGN

Once we understand your priorities and take measurements of the space, we create a series of detailed space plans and renderings, allowing you to visualize how the final space will look and function.



STEP 3: DELIVER

The final step of our process involves assembling and installing your new furniture and ensuring it all works together as intended.

Need a quote?



SCAN ME

- Peruse this catalogue.
- Using your smartphone, scan the code, and follow the link.
- Tell us what you're interested in.
- Submit your quote request online with the click of a button.

STUDENT-CENTRED SCHOOLS

MOVEMENT SPACE FOR HEALTHY SITTING HABITS

People are programmed to move. A young developing brain requires various types of motion to develop important foundational skills. A student-centred classroom is designed to allow for healthy movement, which refers to safe and accessible motion opportunities that help everyone feel organized, alert, fit, and ready to learn. Children who have access to healthy movement in the classroom are more likely to stay engaged and have better attention and behaviours.



FLEXIBLE AND BALANCED SPACE FOR STUDENTS

Today's students are digital learners. They are constantly moving between different applications. Students want to share their thoughts and collaborate with others, and they also want to have a space for learning.


DYNAMIC SPACE FOR GROWTH-MINDED TEACHERS

These days, teachers move through the classroom to facilitate, guide, and encourage students in their pursuit of self-discovery and knowledge. Students thrive in dynamic, personalized learning environments that are designed for technology and activity integrations.



TRADITIONAL CLASSROOMS

- One size fits all and students do not have control over their learning style.
- Poorly prepared for collaboration and teamwork assignments.
- Rows of stationary individual desks that are difficult to move and discourage collaboration and movement.



STUDENT-CENTRED CLASSROOMS

- Allows students to choose the learning environment that suits them.
- Emphasizes collaboration, communication, and creativity.
- Encourages different teaching methods and frequent interactions between students and teachers.



Stacking Chairs

When space is at a premium, use our stackable chairs. They can be quickly stored away to make space for other classroom activities.



ANALOGY SERIES CHAIRS

Analogy's striking upright design features ergonomic support and durability paired with exceptional value.

12" Model AN12
14" Model AN14
16" Model AN16
18" Model AN18



9000 SERIES CHAIRS

The instantly recognizable 9000 Series chair is constructed from highly durable, long-lasting injection-molded polyethylene.

10" Model 9010
12" Model 9012
14" Model 9014
16" Model 9016
18" Model 9018

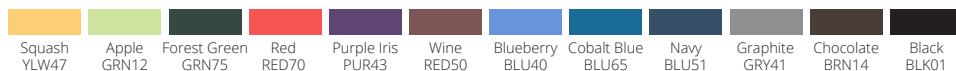


METAPHOR SERIES CHAIRS

Designed as a contemporary sequel to the iconic 9000 Series, Metaphor is the ultimate in stackable, storable seating.

12" Model N912
14" Model N914
16" Model N916
18" Model N918

PLASTIC CHAIR COLOUR OPTIONS



CHAIR FRAME COLOURS

*CHROME IS STANDARD UNLESS SPECIFIED



TWO TIPS TO SELECT THE RIGHT SIZE CHAIR FOR YOUR CLASSROOM

#1 Measure your existing chairs.

Place your existing school chair on a flat surface. Find the tallest point on the seat (not the backrest) of your student's chair. Measure from the floor to the highest point.

#2 If in doubt, purchase larger chairs.

You can always fit a student into a larger chair, but you should never seat a student in a chair too small for them. School chairs that are too small for the students can create antsy, fidgeting, uncomfortable students who are more likely to act out and be disruptive. A larger chair will be more comfortable and fit the student better as they continue to grow.



N2 SERIES CHAIRS

N2 represents a new generation of classroom seating, featuring affordability, comfort, and durability.

12" Model N212
14" Model N214
16" Model N216
18" Model N218

ZUMA SERIES CHAIRS

ZUMA bridges the gap with seating that offers ergonomic support, playful style, and durable construction – all at an affordable price.

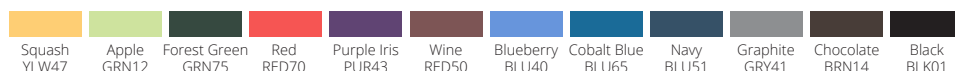
13" Model ZU413
15" Model ZU415
18" Model ZU418

SAGE SERIES CHAIRS

The Sage series offers a larger contoured shell, wider backrest, and elegantly curved, extra heavy-duty legs.

13" Model SG413
15" Model SG415
18" Model SG418

PLASTIC CHAIR COLOUR OPTIONS



CHAIR FRAME COLOURS

*CHROME IS STANDARD UNLESS SPECIFIED



CDI SPACES CHAIR SIZE BUYING GUIDELINE

KINDERGARTEN12"/14" CHAIRS
GRADE ONE14"/16" CHAIRS
GRADES TWO TO THREE16"/18" CHAIRS
GRADES FOUR AND UP18" CHAIRS

Cantilever Chairs

The intrinsic flex of the cantilever chair provides surprising comfort - lean forward for typing or note taking and the frame firms up; lean back, and it relaxes.



ZUMA SERIES STACKING CANTILEVER CHAIR

ZUMA bridges the gap with seating that offers ergonomic support, playful style, and durable construction – all at an affordable price.

- 13" Model ZSTCANT13FG
- 15" Model ZSTCANT15FG
- 18" Model ZSTCANT18FG



ZUMA SERIES NON-STACKING CANTILEVER CHAIR

ZUMA bridges the gap with seating that offers ergonomic support, playful style, and durable construction – all at an affordable price.

- 13" Model ZCANT13FG
- 15" Model ZCANT15FG
- 18" Model ZCANT18FG



ANALOGY SERIES NON-STACKING CANTILEVER CHAIR

Analogy's striking upright design features ergonomic support and durability paired with exceptional value.

- 14" Model ANCANT14
- 16" Model ANCANT16
- 18" Model ANCANT18



PLASTIC CHAIR COLOUR OPTIONS

Squash YLW47	Apple GRN12	Forest Green GRN75	Red RED70	Purple Iris PUR43	Wine RED50	Blueberry BLU40	Cobalt Blue BLU65	Navy BLU51	Graphite GRY41	Chocolate BRN14	Black BLK01
--------------	-------------	--------------------	-----------	-------------------	------------	-----------------	-------------------	------------	----------------	-----------------	-------------

CHAIR FRAME COLOURS

*CHROME IS STANDARD UNLESS SPECIFIED

Char Black BLK01	Silver Mist GRY02	Chrome*
------------------	-------------------	---------

Choose to Move

Designed with the idea that sometimes kids need to move and sometimes they don't, the C2M (Choose to Move) 4-Leg Chair offers the ultimate choice in active, flexible seating with a unique mode selector. With the mode selector, you can choose between flex or fixed mode. In motion or not, it's your choice.



ANALOGY CHOOSE TO MOVE STUDENT CHAIR

15" Model ANC2M15
18" Model ANC2M18



SAGE CHOOSE TO MOVE STUDENT CHAIR

15" Model SGC2M15
18" Model SGC2M18



ZUMA CHOOSE TO MOVE STUDENT CHAIR

15" Model ZC2M15
18" Model ZC2M18



SAGE ROOM TO MOVE MOBILE TASK CHAIR

18" Model SGR2MTASK18



ANALOGY ROOM TO MOVE MOBILE TASK CHAIR

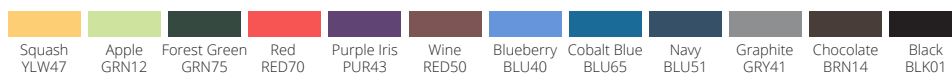
18" Model ANR2MTASK18



ZUMA ROOM TO MOVE MOBILE TASK CHAIR

18" Model ZR2MTASK18

PLASTIC CHAIR COLOUR OPTIONS



CHAIR FRAME COLOURS

*CHROME IS STANDARD UNLESS SPECIFIED



Rocking Chairs

Rockers combine gentle movement and flexible support to help children channel excess energy into classroom endeavors.



ANALOGY SERIES ROCKING CHAIR

Analogy's striking upright design features ergonomic support and durability paired with exceptional value.

14" Model ANROCK14FG
16" Model ANROCK16FG
18" Model ANROCK18FG



ZUMA SERIES ROCKING CHAIR

Ergonomically designed with gentle, flexible support, ZUMA Rockers encourage healthy movement.

13" Model ZROCK13FG
15" Model ZROCK15FG
18" Model ZROCK18FG



SAGE SERIES ROCKING CHAIR

The Sage series offers a larger contoured shell, wider backrest, and elegantly curved, extra heavy-duty legs.

13" Model SGROCK13FG
15" Model SGROCK15FG
18" Model SGROCK18FG

PLASTIC CHAIR COLOUR OPTIONS



CHAIR FRAME COLOURS

*CHROME IS STANDARD UNLESS SPECIFIED



Floor Rockers

For some students and tasks, sitting low to the ground may be just what is needed to create a comfortable and effective learning environment. Sturdy and safe Floor Rockers feature subtle back and forth motion, offering an ergonomic alternative for floor seating.



ZUMA FLOOR ROCKER

15" K-Grade 4 Model ZFLROCK15
18" Grade 5+ Model ZFLROCK18



SAGE FLOOR ROCKER

15" K-Grade 4 Model SGFLROCK15
18" Grade 5+ Model SGFLROCK18



ANALOGY FLOOR ROCKER

15" K-Grade 4 Model ANFLROCK15
18" Grade 5+ Model ANFLROCK18



120 Series Stools

Stools for every environment. Virco 120 Series Stools feature a tubular steel frame and soft plastic seat and are available in three heights.



ZUMA LAB STOOL
25" - 33" Model ZU2533LSSG



STOOL
18" Model 12018
24" Model 12024
30" Model 12030



ADJUSTABLE STOOLS
19" - 27" Model 1201927SG
25" - 33" Model 1202533SG

PLASTIC CHAIR COLOUR OPTIONS

Squash YLW47	Apple GRN12	Forest Green GRN75	Red RED70	Purple Iris PUR43	Wine RED50	Blueberry BLU40	Cobalt Blue BLU65	Navy BLU51	Graphite GRY41	Chocolate BRN14	Black BLK01

CHAIR FRAME COLOURS

*CHROME IS STANDARD UNLESS SPECIFIED

Char Black BLK01	Silver Mist GRY02	Chrome*

Task Chairs

Our range of task chairs provides a flexible, creative, and durable solution for any learning environment.



METAPHOR SERIES MOBILE TASK CHAIR

Designed as a contemporary sequel to the iconic 9000 Series, Metaphor has an updated three-hole backrest that offers exceptional ventilation. Includes adjustable seat height and casters.

13" - 16" Model N9TASK16
15" - 19" Model N9TASK18



N2 SERIES MOBILE TASK CHAIR

Two sets of contoured, flexible ribs allow the upper back to flex more than the lower, for exceptional comfort and support. Includes adjustable seat height and casters.

18" - 22" Model N260GC



ANALOGY SERIES MOBILE TASK CHAIR

Analogy's striking upright design features ergonomic support and durability paired with exceptional value. Includes adjustable seat height and casters.

12" - 15" Model ANTASK16
15" - 22" Model ANTASK18




ZUMA SERIES MOBILE TASK CHAIR

ZUMA bridges the gap with seating that offers ergonomic support, playful style, and durable construction. Includes adjustable seat height and casters.

14" - 17" Model ZTASK15
16" - 20" Model ZTASK18

PLASTIC CHAIR COLOUR OPTIONS



CHAIR FRAME COLOURS

*CHROME IS STANDARD UNLESS SPECIFIED



Lab Stools

Our range of durable, adjustable stools are a perfect addition to any classroom, science, or technology lab and feature integral chrome foot rings for extra comfort.

CLASSROOM FURNITURE



N2 MOBILE LAB STOOL

Includes adjustable seat height, footring, and casters.

22" - 28" **N260GCLS**



ANALOGY LAB STOOL

Includes adjustable seat height, footring, and casters.

19" - 26" **Model ANLAB**



METAPHOR LAB STOOL

Includes adjustable seat height, footring, and casters.

20" - 28" **Model N9LAB**



ZUMA LAB STOOL

Includes adjustable seat height, footring, and casters.

19" - 27" **Model ZLAB**

PLASTIC CHAIR COLOUR OPTIONS

Squash YLW47	Apple GRN12	Forest Green GRN75	Red RED70	Purple Iris PUR43	Wine RED50	Blueberry BLU40	Cobalt Blue BLU65	Navy BLU51	Graphite GRY41	Chocolate BRN14	Black BLK01

CHAIR FRAME COLOURS

*CHROME IS STANDARD UNLESS SPECIFIED

Char Black BLK01	Silver Mist GRY02	Chrome*

Civitas Stools

The Civitas line of stools is designed to be the next generation of classroom seating that offers flexible, ergonomic support, and unsurpassed style.



ANALOGY CIVITAS STOOL

With an ergonomically contoured shell, the Civitas with Analogy Series enlarged seat offers educators yet another high-value Virco classroom furniture solution.

25" Model CA25EL
30" Model CA30EL




ZUMA CIVITAS STOOL

By combining proprietary chemistry with innovative mold design and process control, Civitas with ZUMA bridges the gap with seating that offers ergonomic support, playful style, and durable construction – all at an affordable price.

25" Model CZ25
30" Model CZ30

PLASTIC CHAIR COLOUR OPTIONS



CHAIR FRAME COLOURS

*CHROME IS STANDARD UNLESS SPECIFIED



Movement

A student-centred classroom is designed to allow for healthy sitting habits and mobility. Quickly change the environment of the classroom with these fun, easy-to-move chairs and stools.



SELF-REGULATION CLASSROOM CRUISER WITH DESKTOP

The new Self-Regulation Classroom Cruiser is designed to provide opportunities for students, grades 3-6, to self-regulate through movement without having to leave or disrupt the class. It is ideal for inclusive environments and helps kinesthetic learners and any student who needs to get the wiggles out so they can refocus and engage in learning. In just a ten-minute ride, students can become more engaged and ready to learn. The Cruiser also works great at home while homeschooling.

SELF-REGULATION CLASSROOM CRUISER WITHOUT DESKTOP

- Designed for fit, riding comfort, and safety for students grades 3-6.
- Durable build and exceeds commercial standards (with over 7 million testing cycles)
- Quiet drivetrain to minimize distraction
- Fully adjustable for the safest ergonomics
- Low maintenance





ANALOGY CHOOSE TO MOVE STUDENT CHAIR

15" Model ANC2M15
18" Model ANC2M18



ANALOGY FLOOR ROCKER

15" K-Grade 4 Model ANFLROCK15
18" Grade 5+ Model ANFLROCK18



ANALOGY SERIES ROCKING CHAIR

Analogy's striking upright design features ergonomic support and durability paired with exceptional value.

14" Model ANROCK14FG
16" Model ANROCK16FG
18" Model ANROCK18FG

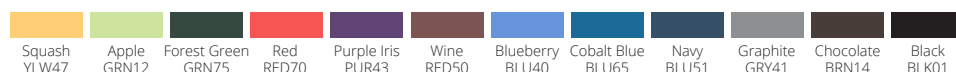


STOOL

Keep students active and engaged with a seat that features a self-balancing base and an octagon shaped seat that can easily hang from any classroom desk.

12"H Model HIH-12
15"H Model HIH-15
18"H Model HIH-18
21"H Model HIH-21

PLASTIC CHAIR COLOUR OPTIONS



CHAIR FRAME COLOURS

*CHROME IS STANDARD UNLESS SPECIFIED



Student Desks

Our single-student desks are great for classrooms where group activities take place regularly; they can also be arranged in rows when individual space is required for independent study or testing.



785 SERIES LAMINATE DESK

Virco's hard-working adjustable-height desk features a durable laminate top and a tubular steel frame. Recommended for grades 7 and up. Legs adjust from 23" to a top height of 31" in one-inch increments.

18" x 24" **LEG BRACE** 785LBNBB
18" x 24" **NO LEG BRACE** 785NBB



785 SERIES WITH BOOK BOX

This adjustable-height, open-front student desk features a tubular steel frame and built-in metal book box for easy storage. Legs adjust from 22" to a top height of 30" in one-inch increments. Recommended for grades 1 - 6.

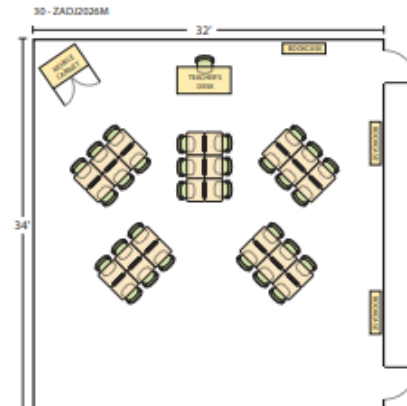
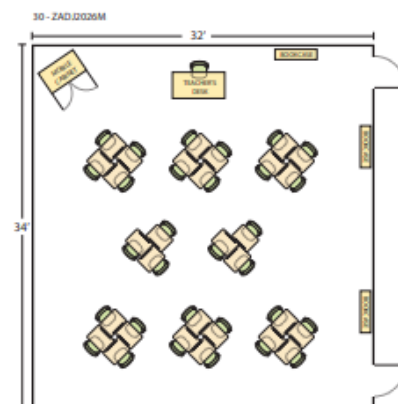
18" x 24" **LAMINATE** 785
18" x 24" **MARTEST** 785M
18" x 24" **LAMINATE METAL BOOK BOX** 785MBB
18" x 24" **MARTEST METAL BOOK BOX** 785MBBM

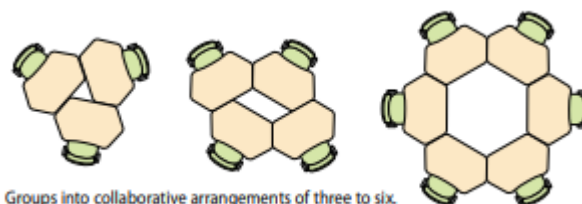


ZUMA RECTANGLE DESK

The Zuma student desk is an adjustable-height desk with a colourfast 20" x 26-1/8" rectangular Martest hard plastic top that resists staining and chipping. The height can be adjusted from 22" to 34" in 1" increments.

20" x 26" **ZADJ2026M**
20" x 26" **BOOK** ZADJ2026BOXM
20" x 26" **TOTE TRAY** ZADJ2026TTM
20" x 26" x 30"H **Z202630M**



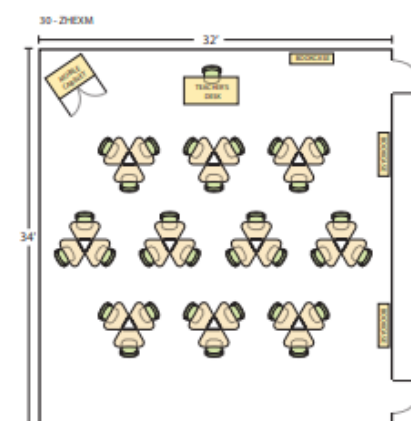
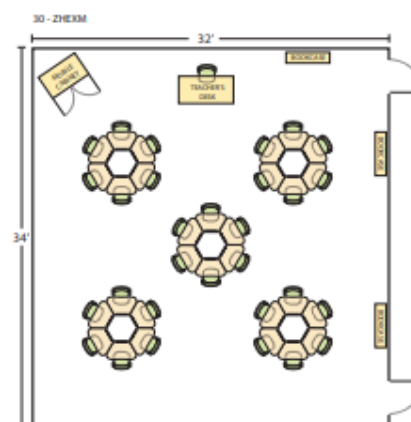
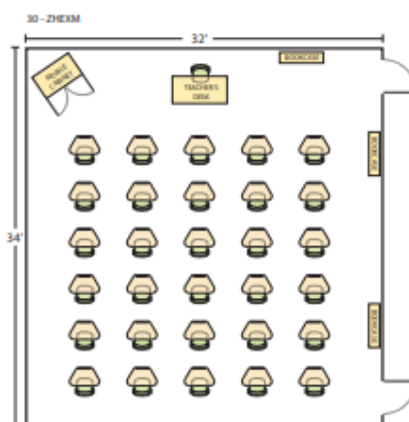


Groups into collaborative arrangements of three to six.

785 COLLABORATIVE DESK

This adjustable-height, open-front student desk features a tubular steel frame and built-in plastic book box along with a collaborative top and durable laminate surface. Legs adjust from 23" to a top height of 31" in one-inch increments.

32" x 19" LAMINATE 785CT
32" x 19" MARTEST 785CTM



ZUMA HEXAGON DESK

This adjustable-height desk with a trapezoid top enables six of these models to be arranged in a six-foot diameter group learning configuration. The desk's colourfast Martest hard plastic top resists staining and chipping. Legs adjust from 22" to a top height of 34" in one-inch increments.

21" x 33" ZHEXM
21" x 33" BOOKBOX ZHEXBOXM
21" x 33" TOTE TRAY ZHEXMTT

LAMINATE COLOURS

Fusion Maple MPL385	Medium Oak OAK084	Looks Liatre WHT066	Asian Sand MPL008	Grey Nebula GRY091	Dry Creek Plum OAK072

MARTEST COLOURS

Fusion Maple MPL385	Medium Oak OAK084	Looks Liatre WHT066	Asian Sand MPL008	Grey Nebula GRY091	Dry Creek Plum OAK072	Sandstone BRN96

FRAME COLOURS

Char Black BLK01	Silver Mist GRY02

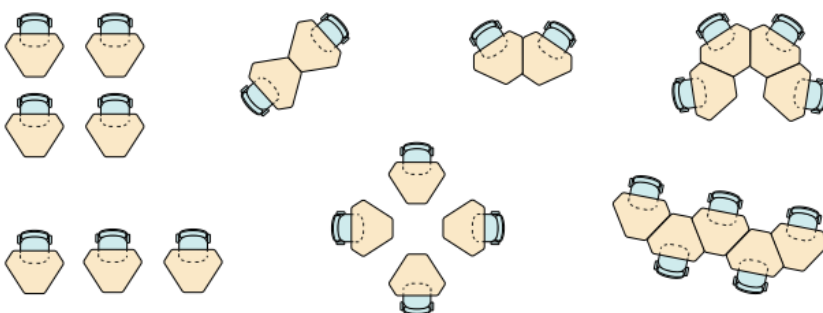
Student Desks



TRIANGLE STUDENT DESK

The Triangle Student Desk supports flexible learning environments and are quick to adapt from individual use to various group learning styles. Durable laminate top and legs that adjust from 24" to a top height of 32".

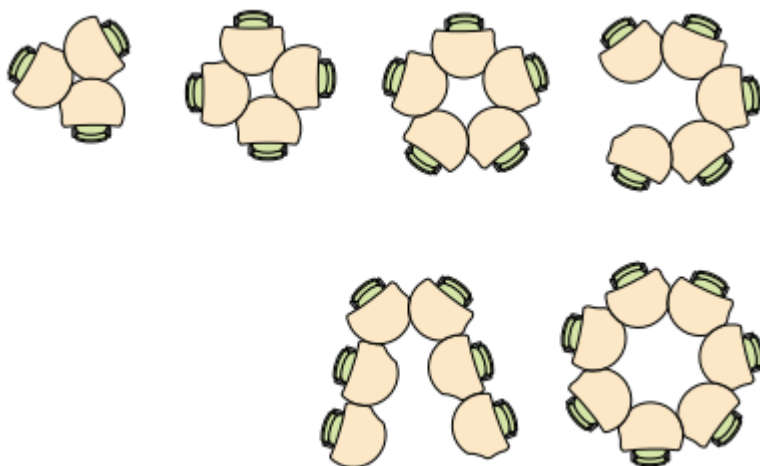
29" x 33" **BOOK BOX** 50TRIADJBB
29" x 33" **TOTE TRAY** 50TRIADJTT



MOLECULE DESK WITH BOOK BOX

Molecule's unique shaped collaborative top allows for single-student use or grouping of multiple desks in various arrangements.

24" x 32" **BOOK BOX** MC2432BB
24" x 32" **TOTE TRAY** MC2432TT

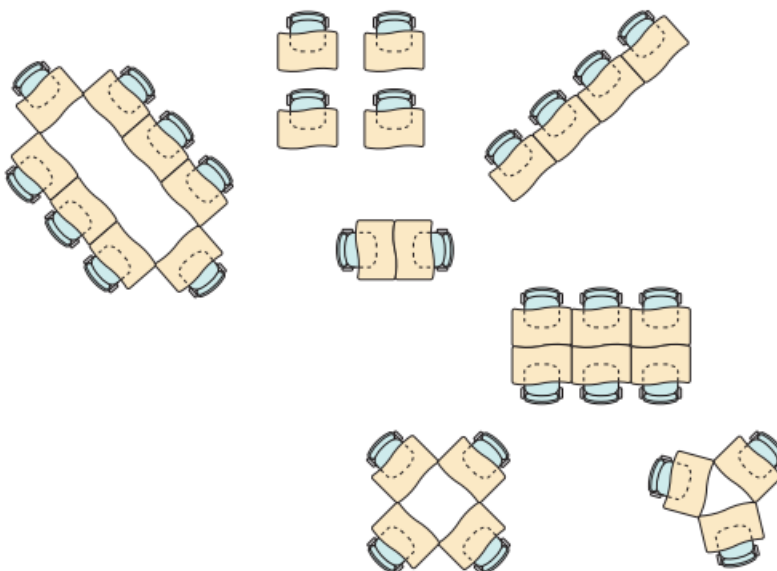




ZUMA SLIDE STUDENT DESK

Designs can nest together, then regroup into new patterns that reinforce the concept of creative thinking. Durable laminate top and legs that adjust from 22" to a top height of 34".

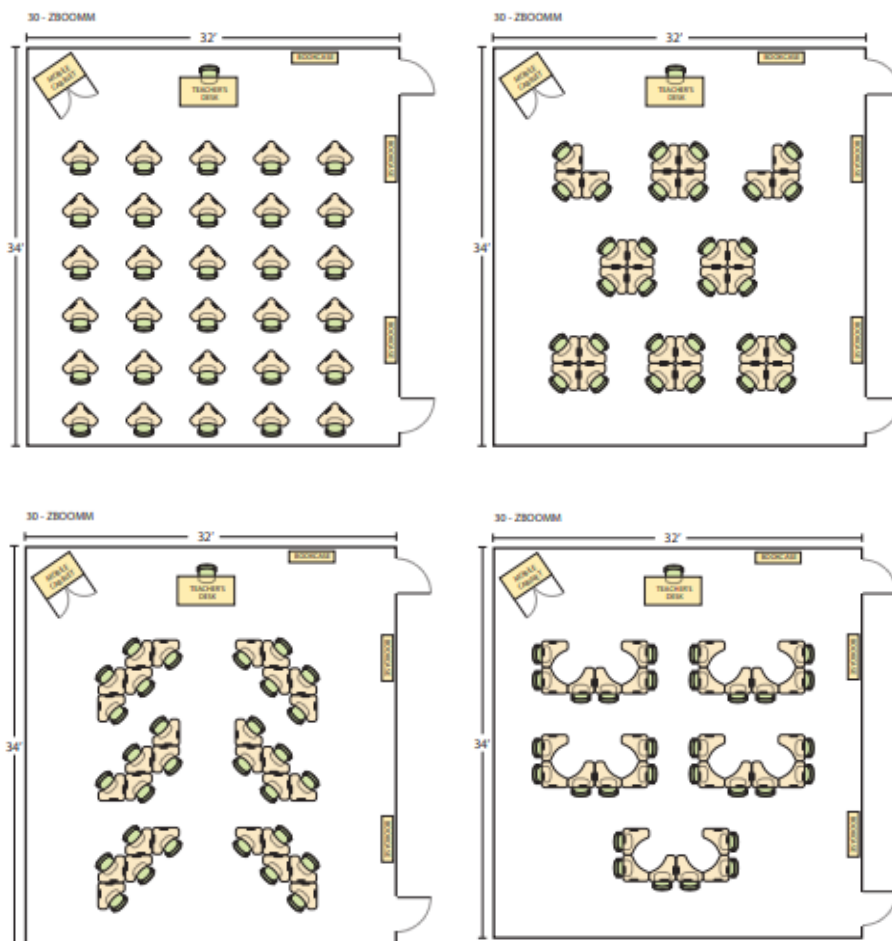
22" x 32" ZSLADJ
 22" x 32" BOOK BOX ZSLADJBB
 22" x 32" TOTE TRAY ZSLADJTT



ZUMA BOOMERANG DESK

The ZUMA series offers ergonomic support, playful style, and durable construction - all at an affordable price. 22" - 34" top-height adjustment range.

28" x 28" LAMINATE ZBOOM
 28" x 28" MARTEST ZBOOMM
 28" x 28" LAMINATE BOOK BOX ZBOOMBB
 28" x 28" MARTEST BOOK BOX ZBOOMBBM
 28" x 28" LAMINATE TOTE TRAY ZBOOMTT
 28" x 28" MARTEST TOTE TRAY ZBOOMTTM



Stand Up Desks

Our standing desks are a simple and elegant way to create a movement-rich environment where children are more engaged, perform better academically, and burn more calories.



ZUMA HEXAGON DESK

The Zhexsum stand up desk features fully-adjustable 29" to 41" legs and a uniquely shaped work surface that enables 4-desk clusters for collaborative learning activities. Available with a book box.

21" x 33" MARTEST ZHEXSUM



ZUMA BOOMERANG DESK

The stand up ZBOOM desk offers ergonomic support, playful style, and durable construction - all at an affordable price. Adjustable height legs from 31 to 41", and Leg brace included.

28" x 28" LAMINATE ZBOOMSULB
28" x 28" MARTEST ZBOOMSULBM



ZUMA STAND UP HEIGHT DESK

The ZUMA series adjustable stand up height student desks come with FRW™ hard plastic tops and an adjustable height range of 29" to 41" for flexible learning spaces.

20" x 26" Z2026SUM



MOLECULE STAND UP HEIGHT DESK

Molecule's unique shaped collaborative top allows for single-student use or grouping of multiple desks in various arrangements. Adjustable height range of 29" to 41".

24" x 32" MC2432SU

BENEFITS OF STANDING DESKS IN THE CLASSROOM

Exercise is proven to be an effective way to improve memory and focus. Students who have the freedom of more movement in the classroom experience a whole host of benefits.

ENHANCED HEALTH

Standing desks can increase calorie burn by 17-35% and decrease BMI percentile by 5%. Achieving and maintaining a healthier weight is linked to increased confidence and self-esteem, which is directly tied to attendance rates.

IMPROVED ACADEMICS

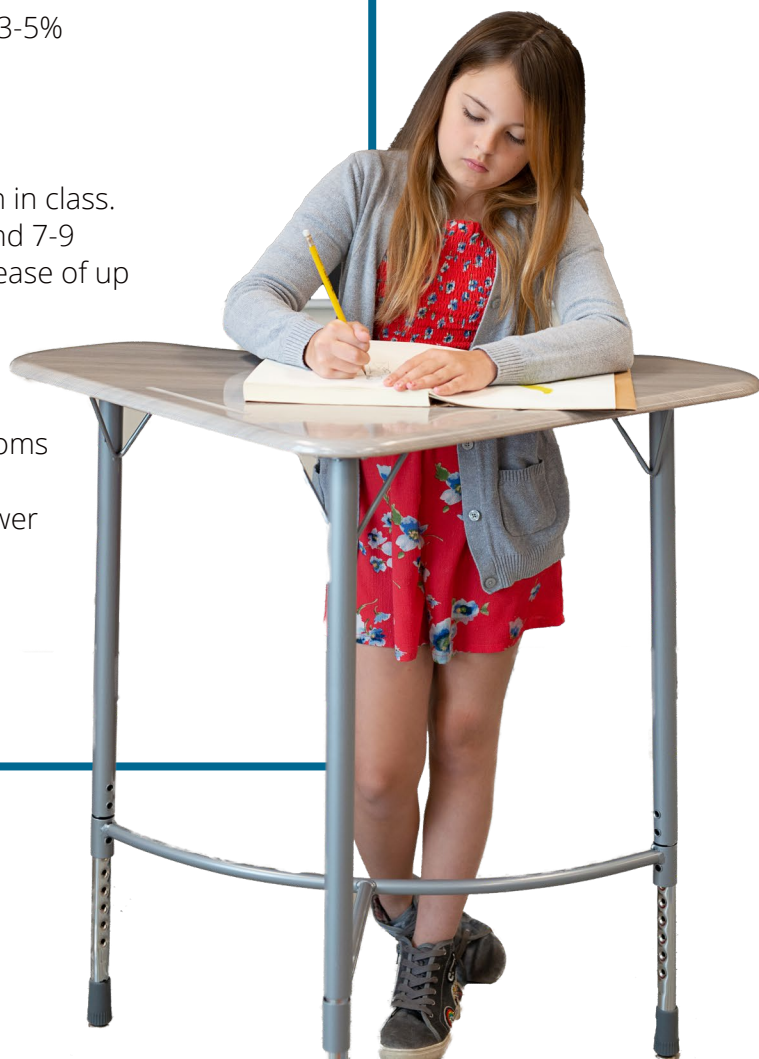
Moving more and sitting less in class can lead to 3-5% improvement on test scores.

INCREASED ENGAGEMENT

Standing desks lead to better focus and attention in class. Students have more eye contact with teachers and 7-9 more minutes of engagement per hour – an increase of up to 15%.

REDUCED DISRUPTIONS

Both research and teachers suggest that classrooms that offer students more flexibility to move, have reduced incidents of behavioral disturbances, fewer distractions, and improved collaboration.



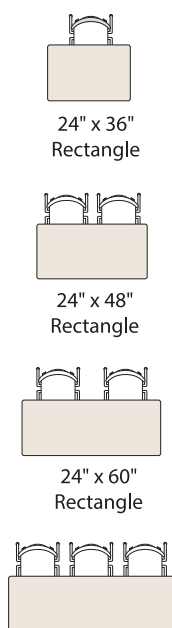
Activity Tables

Easily configured and able to accommodate scholars of every age, Virco Activity Tables are ideal for the dynamic atmosphere of the 21st century classroom. Our activity tables support every stage and style of learning - from independent study to collaborative group work and creative hands-on projects. With nesting shapes that can be grouped into pods then split apart for different uses, and a selection of height-adjustable legs that can handle the smallest preschooler to the tallest student, Virco Activity Tables are the perfect choice for versatile educational environments.



Tables with a Twist

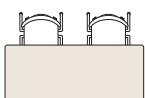
The tabletop is where it all begins. With distinct shapes and a multitude of sizes, Virco tables form a solid foundation for classroom, café, workroom, or seminar activities. Choose from an array of tables that can be organized in a group, split into separate areas, set at different heights, or a combination of all three. Any top can come as a whiteboard.



24" x 36"
Rectangle



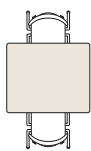
24" x 48"
Rectangle



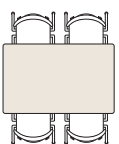
24" x 60"
Rectangle



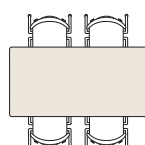
24" x 72"
Rectangle



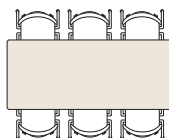
30" x 36"
Rectangle



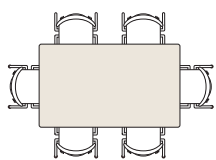
30" x 48"
Rectangle



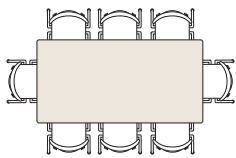
30" x 60"
Rectangle



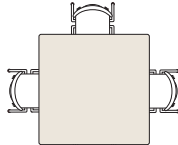
30" x 72"
Rectangle



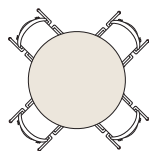
36" x 60"
Rectangle



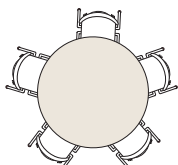
36" x 72"
Rectangle



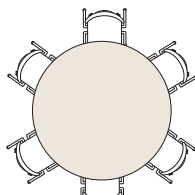
48" x 48"
Square



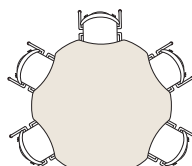
42" Round



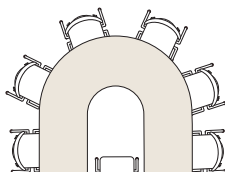
48" Round



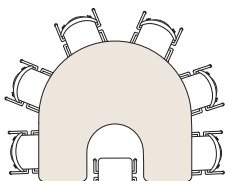
60" Round



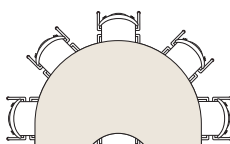
60" Flower



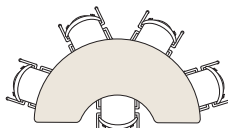
60" x 66"
Deep-Center Horseshoe



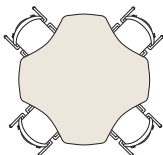
60" x 66"
Horseshoe



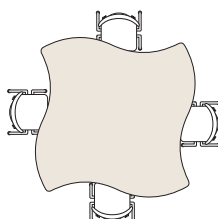
48" x 72"
Kidney



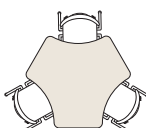
36" x 72"
Cooperative



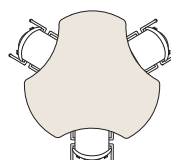
48" Clover



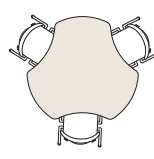
54" x 54" Swerve



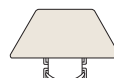
46" Spoke



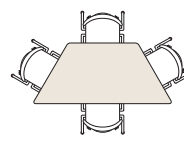
60" Hub



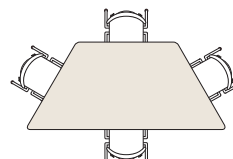
48" Hub



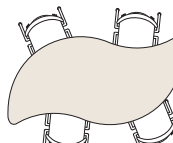
24" x 48"
Trapezoid



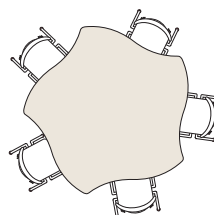
30" x 60"
Trapezoid



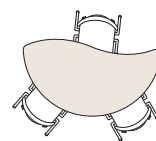
42" x 84"
Trapezoid



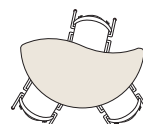
30" x 60" Leaf



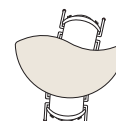
60" Pinwheel



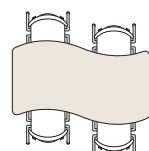
60" Nest



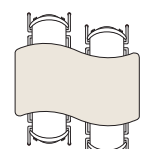
54" Nest



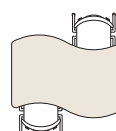
48" Nest



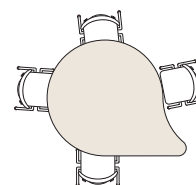
30" x 60" Slide



30" x 54" Slide



30" x 48" Slide



50" x 60" Bubble

Activity Tables

Legs that stand out - and stand up

Coordinate Virco Activity Tables with your room aesthetics by selecting thin or thick profile legs. Choose 4000 Series tables for the classic look of a thin profile, or make a bold statement with the 5000 Series featuring a thick profile. There are also a number of models available with stand-up height legs (see chart on page 24). Each series can be configured with fixed or adjustable legs in various heights to accommodate the ideal set-up for every size. The Virco 4000 Series Adjustable Height Activity Tables can now be converted to a floor table with our Adjustable Floor Table Conversion Kits for \$48.

4000 Series Thin Profile Legs					5000 Series Thick Profile Legs							
48FLRLEG 41 1/4" - 22 1/4" Adj-Height Nylon Glides	LO 17" - 25" Adj-Height Nylon Glides	STANDART 22" - 30" Adj-Height Nylon Glides	N(FIXED) 30" Fixed-Height Nylon Glides	W(WHEELCHAIR) 26" - 34" Adj-Height Nylon Glides	ADJCLO 21" - 29" Adj-Height Lock Casters	ADJLO 19" - 27" Adj-Height ABS Glides	ADJC 26" - 34" Adj-Height Lock Casters	ADJ 24" - 34" Adj-Height ABS Glides	30C(FIXED) 30" Fixed-Height Lock Casters	30(FIXED) 30" Fixed-Height ABS Glides	ADJCSU 30" - 39" Adj-Height Lock Casters	ADJSU 30" - 39" Adj-Height Nylon Glides
ADDITIONAL COST	ADDITIONAL COST	PRICED AS ON PAGE 24	ADDITIONAL COST	ADDITIONAL COST	ADDITIONAL COST	ADDITIONAL COST	ADDITIONAL COST	PRICED AS ON PAGE 24	ADDITIONAL COST	MINUS COST	ADDITIONAL COST	ADDITIONAL COST



		4000 SERIES 22" - 30" Adjustable Legs	5000 SERIES Thick 24" - 32" Adjustable Legs
SHAPE	SIZE	MODEL	MODEL
Rectangle	24" x 36"	482436	502436ADJ
Rectangle	24" x 48"	482448	502448ADJ
Rectangle	24" x 60"	482460	502460ADJ
Rectangle	24" x 72"	482472	502472ADJ
Rectangle	30" x 36"	483036	503036ADJ
Rectangle	30" x 48"	483048	503048ADJ
Rectangle	30" x 60"	483060	503060ADJ
Rectangle	30" x 72"	483072	503072ADJ
Rectangle	36" x 60"	483660	503660ADJ
Rectangle	36" x 72"	483672	503672ADJ
Square	36" x 36"	483636	503636ADJ
Square	48" x 48"	484848	504848ADJ
Round	36" Round	4836R	5036RADJ
Round	42" Round	4842R	5042RADJ
Round	48" Round	4848R	5048RADJ
Round	60" Round	4860R	5060RADJ
Flower	60" Flower	48FLOW60	50FLOW60ADJ
Deep-Centre Horseshoe	60" x 66"	48HORSE60DC	50HORS60DCADJ
Horseshoe	60" x 66"	48HORSE60	50HORS60ADJ
Kidney	48" x 72"	48KID72	50KID72ADJ
Clover	48"	48CLO48	50CLO48ADJ
Swerve	54" x 54"	48SWV54	50SWV54ADJ
Spoke	48"	48SPK48	50SPK48ADJ
Spoke	60"	48SPK60	50SPK60ADJ
Hub	60"	48HUB60	50HUB60ADJ
Hub	48"	48HUB48	50HUB48ADJ
Trapezoid	24" x 48"	48TRAP48	50TRAP48ADJ
Trapezoid	30" x 60"	48TRAP60	50TRAP60ADJ
Trapezoid	42" x 84"	48TRAP84	50TRAP84ADJ
Leaf	30" x 60"	48LF3060	50LF3060ADJ
Pinwheel	60"	48PIN60	50PIN60ADJ
Nest	60"	48NEST60	50NEST48ADJ
Nest	54"	48NEST54	50NEST54ADJ
Nest	48"	48NEST48	50NEST60ADJ
Slide	30" x 60"	48SL3060	50SL3060ADJ
Slide	30" x 54"	48SL3054	50SL3054ADJ
Slide	30" x 48"	48SL3048	50SL3048ADJ
Slide	36" x 48"	48SL3648	50SL3648ADJ
Slide	36" x 54"	48SL3654	50SL3654ADJ
Slide	36" x 60"	48SL3660	50SL3660ADJ
Bubble	50" x 60"	48BU5060	50BU5060ADJ
Half Moon	36" x 72"	48COOP72	50COOP72ADJ
Pool	44" x 65"	48POOL	50POOLADJ

Early Learning Products





Mobile Bench Tables

Convenient mobile tables with built-in seating enable flexibility in the use of space. Heavy-duty locking wheel assemblies allow for mobility and ease of storage.



MTS SERIES MOBILE STOOL TABLE

Classic mobile tables with built-in seating are convenient and flexible. Specially designed torsion bars make tables easy to fold and unfold. Up-lock and down-lock mechanisms combined with heavy-duty wheel assemblies allow for simple setup and tear down.



MOBILE STOOL TABLE

Designed with an “EasyLift” Torsion Bar System so that one person can easily lift and fold tables for convenient storage. Storage latch release handles on both sides of table to unlock. The self-leveling automatic down lock ensures engagement every time table is fully opened. Curved frame design and generous spacing prevents tripping and allows for easy entry, exit, and facility cleaning.



60” ROUND MOBILE TABLE WITH BENCHES

Mobile fixed bench units are the perfect solution when more seating per table is needed. Built on a solid 14-gauge steel frame with tamper-free hardware, tabletops and benches are protected with a high pressure laminate top and a phenolic backer sheet making them power washable.



6’ CONVERTIBLE BENCH TABLE

Convertible bench units are perfect for a variety of uses. Built on a solid 14-gauge steel frame, tabletops and benches are protected with a high pressure laminate top and a phenolic backer sheet making them power washable.

Fliptop Technology Tables

Our Flip-Top Technology tables feature a 6" deep locking flip-top compartment that secures cables, surge protectors, and wires beneath the work surface.



SIZE	MODEL
24"W X 30"L X 18"D	FTT2430
24"W X 36"L X 18"D	FTT2436
24"W x 42"L x 18"D	FTT2442
24"W x 48"L x 18"D	FTT2448
24"W x 60"L x 18"D	FTT2460
24"W x 72"L x 18"D	FTT2472
24"W x 84"L x 18"D	FTT2484
30"W x 30"L x 24"D	FTT3030
30"W x 36"L x 24"D	FTT3036
30"W x 42"L x 24"D	FTT3042
30"W x 48"L x 24"D	FTT3048
30"W x 60"L x 24"D	FTT3060
30"W x 72"L x 24"D	FTT3072
30"W x 84"L x 24"D	FTT3084

AVAILABLE WITH CHAR BLACK OR SILVER MIST TABLE FRAME AND THE FOLLOWING LAMINATE TABLE TOPS.



Fliptop Tables

Convenient mobile tables with built-in seating enable flexibility in the use of space. Heavy-duty locking wheel assemblies allow for mobility and ease of storage.



MODULUS FLIP TABLE WHITEBOARD

Modulus flip tables can be used in any combination, which creates endless opportunities for constructive interaction in classrooms, training rooms, and meeting rooms. All flip tables come with durable locking castors to ensure they are easy to reconfigure into new layouts.



GENIUS TRAINING TABLE

For training conferences, meetings, and brainstorming sessions, Genius can be reconfigured on the spot! Thanks to an ingenious interlocking design, these training tables can be stored in a minimum of space.



OTM HEIGHT ADJUSTABLE FLIP-TOP TABLE

Height adjustment feature now makes flip-top tables accessible to a wider variety of students. Simply set the frame to the proper height from 25-34" high. Easily raise or lower the table if facility needs change.



UNI FLIP TABLE

The innovative Uni Flip table supports modern work dynamics as a superb choice for conference, training, meeting, and catering facilities as well as quickly meeting the demand for extra working space for projects.

Teacher Desks

Our range of ergonomic teachers' desks gives educators a comfortable place to both work and encourage collaboration between the student and teacher.



CRANK HEIGHT TEACHER DESK

Our premium quality 30" x 60" crank-height standing desk helps teachers improve focus, enhance collaboration, increase productivity, and boost calorie burn. The effortless crank-operated height adjustment from 27" to 44.5" means a smooth transition between a variety of ergonomic desk positions.



HEIGHT ADJUSTABLE TEACHER DESK

The Take Off collection is perfectly suited to an ever-changing work environment. Versatile, durable, and height adjustable from 24.5" to 50" to create a personalized work environment with a signature look.



D-TOP TEACHER DESK

Includes a box pedestal attached to one end and a 36" crescent detachable table on casters on the other end. Detachable table nests perfectly into 24" x 60" D-Top portion and can be easily moved.



TRADITIONAL TEACHER DESK

Includes 30" x 60" Full Modesty Table with a 24" x 42" Reversible Return and a mobile box/box/file pedestal.

Teacher Desks



FUZION KIDNEY SHAPED TEACHER DESK **NEW**

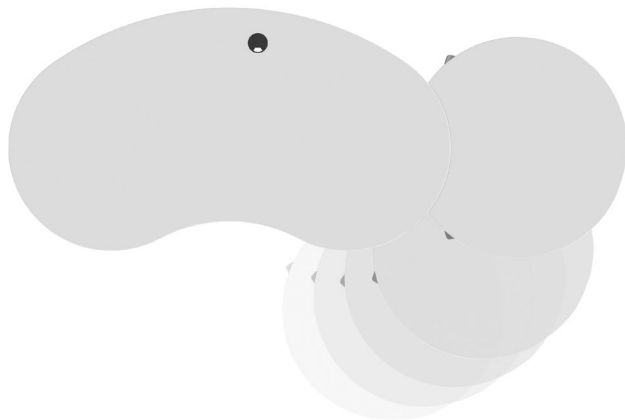
The unique shape combined with the movable, height-adjustable podium provides the ultimate flexibility and comfort for today's active educators.

Podium Dynamic Height Range: 28.25" to 42"

Podium Surface: 27" x 30"

Kidney Shaped Table: 33" x 60" x 29.5" high

Mobile Pedestal: 20.78" x 14.75" x 22.9" high



Teacher Chairs

Teachers need comfort too! Our selection of teacher chairs gives educators the proper ergonomic support they need throughout their busy work day.



IGNITION 2.0

Four-way stretch mesh back, seat fabric, and frame colours are black. Advanced synchro-tilt mechanism puts you in total control of your recline and comfort. Height- and width-adjustable arms provide a custom



WIT CHAIR

Ergonomic back support and comfort. Relaxed-fit upholstered pad, mesh, or plastic back. Waterfall seat. Standard 300 lb weight capacity. Heavy-duty series - 350 lb and 400 lb weight capacity option.



FOCUS CHAIR

Ergonomic back support and comfort. Midback and highback. Relaxed-fit upholstered pad, mesh, or plastic back. Nine ergonomic arm styles with standard or sport arm pads. Waterfall seat. Standard 300 lb weight capacity.



NOVO TASK CHAIR

Ergonomic back support and comfort. Midback and highback. Adjustable lumbar support. Basic, standard synchro, and swivel tilt mechanisms and three arms types. Waterfall seat. Standard 300 lb weight capacity.

Office Layouts

Design your office with this exceptionally versatile collection which includes contemporary and classic designs with numerous storage, desk, and leg options.



A traditional L-shaped desk with a mobile box/box/file pedestal and wardrobe cabinet.



A traditional U-shaped desk with a mobile box/box/file pedestal, two-drawer lateral file and small wardrobe cabinet.



A modern height-adjustable desk with leg holsters, modesty panel, mobile box/box/file pedestal and combo cabinet.



A modern L-shaped corner curve height-adjustable desk with a mobile box/file pedestal, two-drawer lateral file and wardrobe combo file cabinet.

Reception Layouts



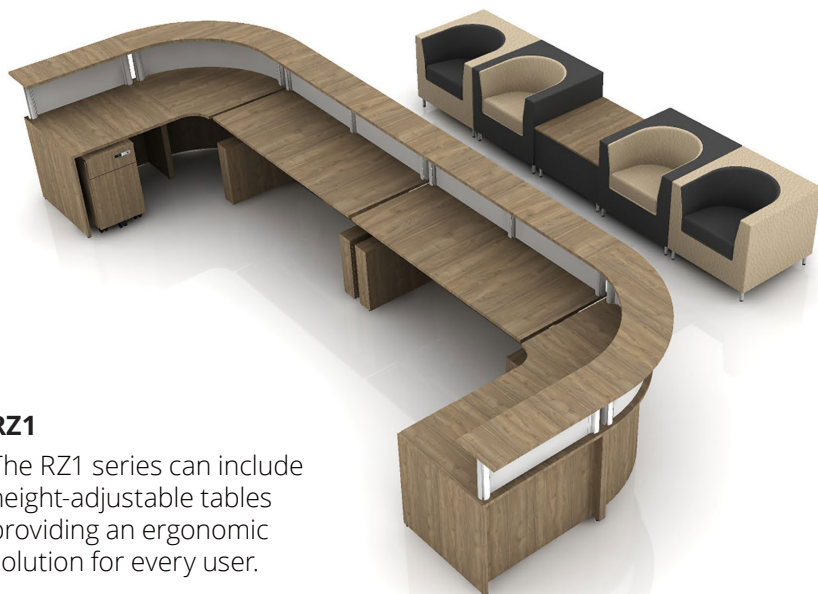
TAKEOFF RECEPTION

A traditional reception series that is comprised of full modesty desks, transaction tops, and many different storage options including pedestals, lateral files, and hutches. Customize to fit your needs by getting a free design consultation with your account executive.



RZ1

The RZ1 series stands out with its transaction shelves supported by aluminum posts. Acrylic, laminate, and metal accents, with or without embossing or accessory bars, can be integrated into the reception workstation.



RZ1

The RZ1 series can include height-adjustable tables providing an ergonomic solution for every user.



FILING CABINET

Size options:
Height: 29", 41", or 53"
Depth: 21" or 24"
Width: 30" or 36"



ARRIVE

The ARRIVE collection offers a modern aesthetic without sacrificing functionality. Offering clean lines alongside generous workspace combined with privacy enhances employee comfort and productivity. ARRIVE's unique layered floating appearance will make a lasting impression in any space.

Conference Layouts



TAKE OFF CONFERENCE

Designed for conference rooms, meeting rooms, and training rooms. A rectangular conference table with architectural bases paired with focus guest chairs on casters provides a great atmosphere for a conference room.



TAKE OFF CONFERENCE

Designed for conference rooms, meeting rooms, and training rooms. A boat conference table with architectural bases paired with focus conference task chairs provides a great atmosphere for a conference room.



GENIUS

For training, conferences, meetings, and brainstorming sessions, Genius can be reconfigured on the spot! Thanks to an ingenious interlocking design, these flip top tables can be stored in a minimum of space. When paired with nesting chairs, the space becomes very flexible and easy to store or move to other areas.



NEST AND SLIDE TABLES

A unique conference table option that can be reconfigured into small breakout tables or put together to create one large table.

Staff Room Layouts



Fliptop tables and nesting chairs paired with modular soft seating make this staff room a very flexible and agile space. The tables can be reconfigured to create small breakout tables and the soft seating can be reconfigured or moved around in any way.



Create the ultimate Starbucks feel with your staff room by including some modular soft seating, T-leg tables, stacking chairs, and stand up bistro tables.



Creating different spaces within your staff room using fliptop tables with stacking chairs, bistro table with stools, and a modular soft seating nook.



Built for smaller staff rooms, including some T-leg tables with stacking chairs and a small modular soft seating area.

Side Chairs

Instant comfort for anyone, anywhere. Our chairs can blend in with the look of nearly any space and offer consistent comfort and proper ergonomic support at an attainable price.



FOCUS SIDE CHAIR

Focus side chair with mesh back and upholstered seat with fabric. Available as a chair without arms or with adjustable arms.



WIT SIDE CHAIR

Focus side chair with mesh back and upholstered seat with fabric. Available as a chair without arms or with adjustable arms.



IGNITION MULTI-PURPOSE STACKING CHAIR

Four-way stretch mesh back color is Fog, seat fabric color is Iron Ore, and frame color is Black. Contoured, breathable four-way stretch mesh back increases airflow and enhances support. Fixed arms provide upper body support.



RIO STACKABLE CHAIR

Four-leg, wire rod, 24" counter or 30" bar stool. Exceptional support and comfort. Fully upholstered, upholstered seat, or plastic. Standard 300 lb weight capacity.

Task Chairs

Ergonomics is important. Our selection of task chairs gives educators the proper ergonomic support they need throughout their busy work day.



FOCUS 2.0 TASK CHAIR

Ergonomic back support and comfort. Slimmer, refined design. Modernized Y-support. Armless, height-adjustable, height-/width-adjustable or fully adjustable arms. Standard 300 lb weight capacity.



HON IGNITION 2.0 TASK CHAIR

Four-way stretch mesh back. Advanced synchro-tilt mechanism puts you in total control of your recline and comfort. Height- and width-adjustable arms provide a custom fit.



AMPLIFY TASK CHAIR

Ergonomic back support and comfort. Midback and highback. Aerodynamic design. Adjustable lumbar support, enhanced synchro or swivel tilt, and seat depth adjustment. Waterfall seat. Standard 300 lb weight capacity.



EVO TASK CHAIR

Easy-to-reach, up-front controls allow fingertip access and ergonomic adjustment. Adaptable and interchangeable for use in multiple spaces. Open arms allow for multiple sitting postures and remain lateral when reclining for maximum support.

Learning Commons

Free design, no obligation

COMMON SPACES






COMMON SPACES





Flex Spaces

Free design, no obligation



COMMON SPACES





COMMON SPACES



Soft Seating

OFGO INVITE

A cohesive collection that is perfectly suited to a variety of environments, such as lounge and waiting rooms or functional meeting spaces. Invite series is optimal for gathering and creating casual and collaborative environments.

One Seater Chair **Model 3000-SF-1S-NA-GG**
Two Seater Chair **Model 3000-SF-2S-NA-GG**
Three Seater Chair **Model 3000-SF-3S-NA-GG**



OFGO TRIBUTE SOFT SEATING

Modern elegance defines the Tribute collection. Its clean lines and fine detailing make the Tribute collection a comfortable, stylish solution that is ideal for a multitude of spaces. This series includes one-, two-, and three-seat lounge models that feature a high-density, high-resiliency foam seat and backrest, and removable seat cushions. Choose contemporary silver post legs or the more traditional wooden legs for a look that best suits your environment.

One Seater Chair **Model 5600-SF-1S-PPSL**
Two Seater Chair **Model 5600-SF-2S-PPSL**
Three Seater Chair **Model 5600-SF-3S-PPSL**





OFGO LIBERTY SOFT SEATING

The Liberty is fun and lively. Its collection of ottomans and modular seating lets your imagination play. Liberty's offerings can be used as stand-alone pieces or connected to create modular seating clusters. An extensive range of infinite and completely interchangeable combinations can be selected – ready to adapt to suit the needs of any environment.

Left Section	Model 5977-SF-AL-TTBK
Right Section	Model 5977-SF-AR-TTBK
Center Section	Model 5977-SF-NA-TTBK
Hexagon Section	Model 5977-SF-HS-TTBK
1/4 Radius Extension	Model 5900-OQ-1S-TTBK
Middle Extension	Model 5900-OE-1S-TTBK
Square Ottoman	Model 5900-OT-SQ-TTBK
Hexagon Ottoman	Model 5900-OT-HS-TTBK

ELEMENT

Let your imagination and creativity soar with the many shapes and heights of Element lounge furniture by Artopex. Combine seating modules and tables to create, arrange, or rearrange your lounge or break area. Discover the geometry of fun with many configuration and colour possibilities.



18" Round	Model PR2018
18" Square	Model PS201818
18"W x 36"L Rectangle	Model PI201836
90 Degree Arch	Model PC201890
18" Round Table Fabric Base	Model TMAR201818
36" Round Table Fabric Base	Model TMAR203636
18"W x 36"L Single Link	Model PV201836
18"W x 36"L Double Link	Model PW201836
24" Corner Truncated	Model PN202424
24"W x 48"L Truncated Rectangle	Model PM202448
18" Element Active Stool	Model ENA-PR2018

CYRANO

Break out of the ordinary with Cyrano club-style seating to create a lounge area with both a relaxing ambiance and stylish elegance. These modular lounge chairs, love seats, and sofas make a statement in both large open areas and smaller, more intimate rooms.



Armchair	Model CY1-UB-FC-D
Armless Chair	Model CY1-UB-NA-D
Love Seat	Model CY2-UB-FC-D
Armless Love Seat	Model CY2-UB-NA-D
Couch	Model CY3-UB-FC-D
Armless Couch	Model CY3-UB-NA-D
1 Seat Bench	Model CY1-NB-NA-D
2 Seat Bench	Model CY2-NB-NA-D
3 Seat Bench	Model CY3-NB-NA-D
30° Exterior Curved Armless Chair	Model CYC-EB-NA-D
30° Interior Curved Armless Chair	Model CYC-IB-NA-D
30° Interior Curved Bench	Model CYC-NB-NA-D

Soft Seating

HUE

While all our products are designed with children in mind, Hue was specifically designed for the youngest. Hue is a simple, classic piece, where the attention to detail is the primary focus. All Hue chairs, including the loveseat and sofa, are comfortable, lightweight, and use non-marking glides to protect the floor against damage.

JUNIOR SIZE

22"W x 24.5"D x 29"H Single Seat

37"W x 24.5"D x 29"H Two Seater

52"W x 24.5"D x 29"H Three Seater

SENIOR SIZE

30"W x 30"D x 36"H Single Seat

56"W x 30"D x 36"H Two Seater

78"W x 30"D x 36"H Three Seater



TUB

The Tub chair collection is exactly as the name displays. A tub chair that surrounds the person seated in it, providing a shield from the outside world and allowing creativity to flow unhindered. The short back allows for it to be placed anywhere in a room without obscuring the view. This allows for the chairs to be used in a collaboration aspect also!

JUNIOR SIZE

26"W x 24"D x 26"H Single Seat

42"W x 24"D x 26"H Two Seater

SENIOR SIZE

32"W x 28"D x 31"H Single Seat

53"W x 28"D x 33"H Two Seater



VIA

Via chairs allow for both independent work or collaboration in groups of two. The curve on one side allows you to sit and work independently without distractions, and the swivel mechanism enables the user to turn away from whatever distraction there may be to ensure complete focus. With the curve available on either side, you can have one of each together to provide a quiet environment for two peers to work together.

JUNIOR SIZE
23"W x 21"D x 28"H

SENIOR SIZE
31"W x 27"D x 33"H




ACE NEW

The Ace collection was created with diversity in mind. Whether you have a small or large space catering to children or adults, Ace provides plenty of seating options for either collaboration or independence and enables you to create your unique look and layout.


JUNIOR SIZE
16"W x 22"D x 29"H Single Seat w/ Back
30"W x 22"D x 29"H Two Seater w/ Back
16"W x 22"D x 14"H Spacer Bench
20"W x 24"D x 14"H Single Seat Corner Bench
28"W x 24"D x 29"H 45° Inside Curve
26"W x 24"D x 29"H 45° Outside Curve
28"W x 24"D x 14"H 45° Curved Bench

SENIOR SIZE
23"W x 28"D x 32"H Single Seat w/ Back
46"W x 28"D x 32"H Two Seater w/ Back
23"W x 28"D x 18"H Spacer Bench
30"W x 30"D x 18"H Single Seat Corner Bench
41"W x 30"D x 31.5"H 45° Inside Curve
38.5"W x 30"D x 31.5"H 45° Outside Curve
41.5"W x 30"D x 18"H 45° Curved Bench

Science Room




Create your ultimate science lab with tiered science chemsurf tables and stools at 29"H, 36"H, and 41"H with a demo table and teacher desk.



To match the height of your built in millwork, insert 36"H counter height table with stools for a consistent look within your science lab.

Sensory Room

Sensory rooms are designed to be a calm place to help those with sensory sensitivities. It supports students in learning to regulate their brain's reaction to external stimuli by developing coping strategies and improving focus. These rooms include lights, colours, sounds, sensory soft play, aromas, tactile surfaces, swings, and/or rockers. The flexibility of the room allows a student to reconfigure the space depending on their needs (movement, compression, smells). It is meant as a peaceful multi-purpose room for a student who is dysregulated.



Makerspace Room



ROVER TABLE

The makerspace movement is becoming a powerful part of many school district curriculums. Schools are repurposing classrooms, renovating computer labs, and retooling media centers to accommodate the tools required for these creative spaces. But for schools who do not have the extra space to give up, Haskell has created the Rover Table. Engineered to be easily transported across the hall or across the district, the Rover table is the ideal solution for a shared maker curriculum.



BUILD MAKERSPACE

Crafts, construction, tinkering and exploring. Let imaginations run wild while the makerspace tables and stools support all big ideas. Get messy, hammer out the details, and deliver innovation. Durability and reconfigurability is the makerspace table's middle name. This is your space to build. Organize. Inspire. Grow. Do.



ED TABLE

The Ed Table truly embodies the inventor's spirit—providing the most complete maker experience available. Maximizing creative time while minimizing the amount of logistical preparation work and clean-up was the driving factor behind the design concept. For schools and teachers interested in project-based learning, the Ed Table is a natural extension and fundamental element for engaging learners.

Robotics Bumper Kit **NEW**

Can quickly be added to any new or existing IDEA Island, ED Table or select Brainstorm Workbenches to create a safe barrier from your robots making their way to the floor.





IDEA ISLAND **NEW**

Inspired by the many makers in school systems, public libraries and museums across the nation that are dedicated to inspiring creativity and discovery in children and adults. The marriage of industrial design with warm wood, strength, and innovation, immediately inspires when you step up to the IDEA Island. It is offered in the simplest form-table only or can be dressed up with technology and seating for up to 8 people.



VIRCO MAKERSPACE TABLE **NEW**

Specifically designed for hands-on learning environments, the Makerspace series offers a wide assortment of medium-duty tables, all with a swap out work surface. Surface options include a standard 3/4" laminate plywood core, or an unfinished, non-laminate, raw plywood work surface. Available in either 60" or 72" height.



Music Room



MELODY MUSIC STAND

The Melody Music Stand will keep sheet music or lecture notes displayed at the height of your choice. The durable 22-gauge aluminum surface is a spacious 20 1/2" wide and features safe rolled edges to prevent harm to instruments or people. A black textured finish resists chips and scratches so your music stand looks good-as-new year after year.



MELODY STACKING CHAIR

Features a 7/8" frame with 16-gauge square tubing, 14-gauge rear seat brace with band-pitch style with a seat back angle of 97 degrees. Durable polypropylene contoured seat for extra comfort. Can be stacked 18 high on our DY-82 with four stack bumpers to protect finish. Weighs 12 lbs. Non-marring polyethylene glides.



STAGE SET

Constructed with 3/4" solid plywood core. Available with carpet in choice of four colors or 1/8" thick tempered hardboard, 16-gauge, 1-13/16" high formed steel channel frame reinforced with 16-gauge steel angle welded to the inside of the channel. 14-gauge steel tubing capped at the point of floor contact with high impact plastic glides. Legs open and close using only one hand. Stages and risers equipped with drop-in couplings that allow units of same or different heights to be joined together.



PLATFORMS FOR THEATRE USE

Seated, standing, platform — flipFORMS flip into whatever shape you need, and they go wherever you need them. The pocket-molded hand grips, easy-moving recessed wheels, and lightweight design make it easy to flip them up or roll them away. These fun, innovative products turn any space into an exciting setting in no time.

Foods Room



IDEA ISLAND **NEW**

Inspired by the many makers in school systems, public libraries, and museums across the nation that are dedicated to inspiring creativity and discovery in children and adults. The marriage of industrial design with warm wood, strength, and innovation immediately inspires when you step up to the IDEA Island. It is offered in the simplest form - table only or can be dressed up with technology and seating for up to eight people. *Available with a stainless steel top for food labs.*



LARGE TABLES

5000 SERIES tables are at home in classrooms, dining areas, commons, and conference centers. Complementary designs can nest together, then regroup into new patterns that reinforce the very concept of creative thinking. Features generously-proportioned, thick-profile legs.

Folding Chairs



PLASTIC FOLDING CHAIR WITH METAL FRAME

Metal frame (seven colours). Plastic seat and back (14 colours). Ten-year frame warranty. Hot stamping available by special quote.

Model 2250



AIRFLEX SERIES PREMIUM FOLDING CHAIR

Available in a variety of frame, finish, and upholstery selections, giving you dozens of combinations with additional vinyl options available. Limited lifetime frame warranty.

Model 1410



DELUXE FABRIC FOLDING CHAIR

Made with comfort and elegance in mind with stain-resistant Scotchgard fabric covering 1 1/4"-thick foam on our most popular frame.

Model 2204



50 SERIES ALL-STEEL FOLDING CHAIR

Standard all-steel institutional-grade folding chair features a heavy-duty powder-coated 19-gauge tubular frame with a 2 1/4" frame strengthener on each side of the seat.

Model 510



PREMIUM LIGHTWEIGHT PLASTIC FOLDING CHAIR

The 800 Series folding chair offers the perfect solution for both indoor and outdoor seating events such as meetings, graduations, and receptions.

Model 802



1200 SERIES PREMIUM VINYL FOLDING CHAIR

Upholstered folding chair made with the combination of durable vinyl wrapped over 1 1/4" of soft foam on our most popular frame.

Model 1203

Folding Tables



BT1860 - 18" x 72" Heavy-Duty Seminar Folding Table



BT3072 - 30" x 72" Heavy-Duty Folding Table



BT71R - Heavy-Duty Round Folding Table

SIZE	MODEL	SIZE	MODEL
18"D X 60"L	BT1860	48" Round	BT48R
18"D x 72"L	BT1872	60" Round	BT60R
18"D x 96"L	BT1896	71" Round	BT71R
30"D x 60"L	BT3060		
30"D x 72"L	BT3072		
30"D x 96"L	BT3096		

CORE-A-GATOR is everything a folding table should be: rugged and strong yet lightweight, thanks to its unique corrugated centre and extruded aluminum frame. The patented leg-locking mechanism and available storage trucks make for quick set-up and tear-down too.



18" x 72" ABS Plastic Top Rectangle Folding Table



36" x 72" ABS Plastic Top Rectangle Folding Table



66" ABS Plastic Top Round Folding Table

SIZE	SIZE
18"D X 72"L	36"D X 72"L
18"D x 96"L	36"D x 96"L
24"D x 72"L	60" Round
30"D x 60"L	66" Round
30"D x 72"L	72" Round
30"D x 96"L	

Safety in Schools



CDI Spaces is fully committed to offering the safest and healthiest products available in the education industry.

GREENGUARD

Cafeterias, gymnasiums, classrooms, and libraries are only a few areas of the educational environment in which products containing harmful volatile organic compound (VOC) emissions can be found. Some health effects of VOCs include eye, nose, and throat irritation; headaches, loss of coordination, nausea; damage to liver, kidney, and central nervous system; some are suspected or known to cause cancer in humans. Selecting low-emitting GREENGUARD Certified products is an effective way to limit the sources of indoor air pollution.

BIFMA INTERNATIONAL

Products have passed performance tests for strength, stability, and durability as established by the American National Standards Institute and the Business and Institutional Furniture Manufacturer's Association (ANSI/BIFMA).

STEEL

Steel with higher carbon content creates superior performance. Several of our manufacturers make their own custom steel framing which allows for extensive bending without losing strength, making it the perfect solution for a day in the life of a classroom.

PROUDLY MADE IN NORTH AMERICA

- Guaranteed best industry product standards of health and safety
- Highest quality
- Supporting local economy

CPSIA APPROVED

- Tested for unsafe levels of harmful chemicals in products such as lead and phthalate.

VIRCO ANSI / BIFMA X6.1

VIRCO ANSI/BIFMA X6.1

CDI SPACES WELCOMES THE NEW TESTING STANDARD FOR EDUCATIONAL SEATING

ANSI/BIFMA X6.1 (Educational Seating – Tests) was approved on October 22, 2012. More than three years of expert research and consultation, including extensive input from Virco, went into its development.

ANSI/BIFMA X6.1 provides our industry's first commonly accepted testing standard for:

- Fixed-height classroom chairs and stools (all seat heights)
- Tablet-arm and chair desk units
- Adjustable task chairs and lab stools with non-tilting seats/back
- Convertible bench tables

The exacting tests of ANSI/BIFMA X6.1 are designed to evaluate student seating for learning and common-space environments in:

- Pre-school & K-12 settings
- Adult education venues
- Trade schools
- Colleges and universities

ANSI/BIFMA X6.1: Describes the means of evaluating Educational Seating, independent of:

- Construction materials and manufacturing processes
- Mechanical designs and aesthetic designs

This standard does not address:

- Flammability, surface material durability, cushioning materials
- Product emissions, lead content, or ergonomic considerations
- These may be covered by other standards/regulatory documents

- The tests in ANSI/BIFMA X6.1:
 - Are intended to assess the performance of new products only
 - Not intended to assess a product that has been in use

ANSI/BIFMA X6.1 does not apply to:

- Furniture used in dorms and related environments
- Folding chairs or seating anchored to a building's floor or other structures

Other ANSI/BIFMA standards apply to the following products:

- Tables, teacher desks and student desks: ANSI/BIFMA X5.5
- Chairs with tilting seats and/or backs: ANSI/BIFMA X5.1
- Lounge seating: ANSI/BIFMA X5.4

The wording of ANSI/BIFMA X6.1 states that “tests in this standard were developed considering the weight ranges based on age (not grade level)” for various sizes of covered educational seating. These weights, as noted in the standard, were taken from the CAESAR1 anthropometric database and/or from the National Health and Nutrition Examination Survey (NHANES2), as applicable.

VIRCO ANSI / BIFMA X6.1

ANSI/BIFMA X6.1 indicates that “chair size (categories) was based on size/weight information from NHANES combined data set years 2005-2008. Where appropriate:

The CAESAR anthropometric database (2002 report)

- which indicates the 95th percentile male weighs 253 pounds
- was used in the development of the tests for size C

The standard also considered the use of the smaller (Category A and B) products by adults. The tests were developed with an estimated product life of ten years based on estimates for usage as determined by the manufacturer’s experience and research.

With regard to testing standards other than those of ANSI/BIFMA, Virco’s MTB Series mobile bench tables and MTS Series mobile stool tables pass testing specified by the UL® 2040 standard for “Folding Rollaway Tables.”

Also please note the following from ANSI/BIFMA X6.1:

“In general, seating was estimated to be used six-and-a-half to eight hours/day and 170-180 days per year for learning environments and other common space environments and two to four hours/day for convertible bench tables. Product life will be affected by user size/weight, daily hours of use, product use, care and maintenance, environment, and other factors, and, as such, product compliance to this standard does not necessarily guarantee a ten-year product life. Actual life of the product may be more or less than ten years depending on the aforesaid factors.”

ANSI/BIFMA X6.1 perfectly complements Virco’s 64-year tradition of manufacturing the finest educational furniture for K-12 schools, colleges, and universities. Along with our well-earned reputation for product quality, customers will be able to rely on the rigorous criteria of BIFMA X6.1 when assessing the strength, durability, and stability of the Virco furniture models covered by this standard.

A list of Virco products that have passed ANSI/BIFMA X6.1 testing to date will be posted on Virco’s soon-to-be-launched new and improved website.

“The CAESAR Product Line (Civilian American and European Surface Anthropometry Resource) was designed to provide you with the most current measurements for today’s body. This product line was developed as a result of a comprehensive research project that brought together representatives from numerous industries including apparel, aerospace, and automotive. CAESAR began as a partnership between government and industry to collect the most extensive sampling of consumer body measurements for comparison. The project collected data on 2,400 U.S. & Canadian and 2,000 European civilians and a database was developed.” See <http://store.sae.org/caesar/index.htm>; another web page (<http://www.sae.org/standardsdev/tsb/cooperative/caesar.htm>) states: “SAE’s Cooperative Research Program was responsible for raising industry funding for CAESAR.”

According to the Centers for Disease Control and Prevention (<http://www.cdc.gov/nchs/nhanes.htm>), “The National Health and Nutrition Examination Survey (NHANES) is a program of studies designed to assess the health and nutritional status of adults and children in the United States. The survey is unique in that it combines interviews and physical examinations.”



Let us help you reimagine your learning space.

To learn more about our student-centred classroom model, **book your complimentary consultation today!**

Contact Us

www.cdispaces.ca

1-888-230-2280

customerservice@cdispaces.ca

- Edmonton Showroom
9319 47 Street NW
Edmonton, AB T6B 2R7
- Calgary Showroom
Suite 138, 885 42 Avenue SE
Calgary, AB T2G 1Y8
- Vancouver Showroom
Suite 1300, 1500 W Georgia Street
Vancouver, BC V6G 2Z6

Get a Quote



SCAN ME

"Thank you for going the extra mile for us. Your work benefits our kids. They have dealt with many challenges this year and your efforts make a difference."

- Trout Lake School,
Peerless Trout First Nation

"Great customer service, installation staff is efficient and friendly, great quality products, and warranty work is never an issue."

- Woodhaven School

"Kind, professional, and knowledgeable staff! We love our new staff room!"

- Star of the Sea School

